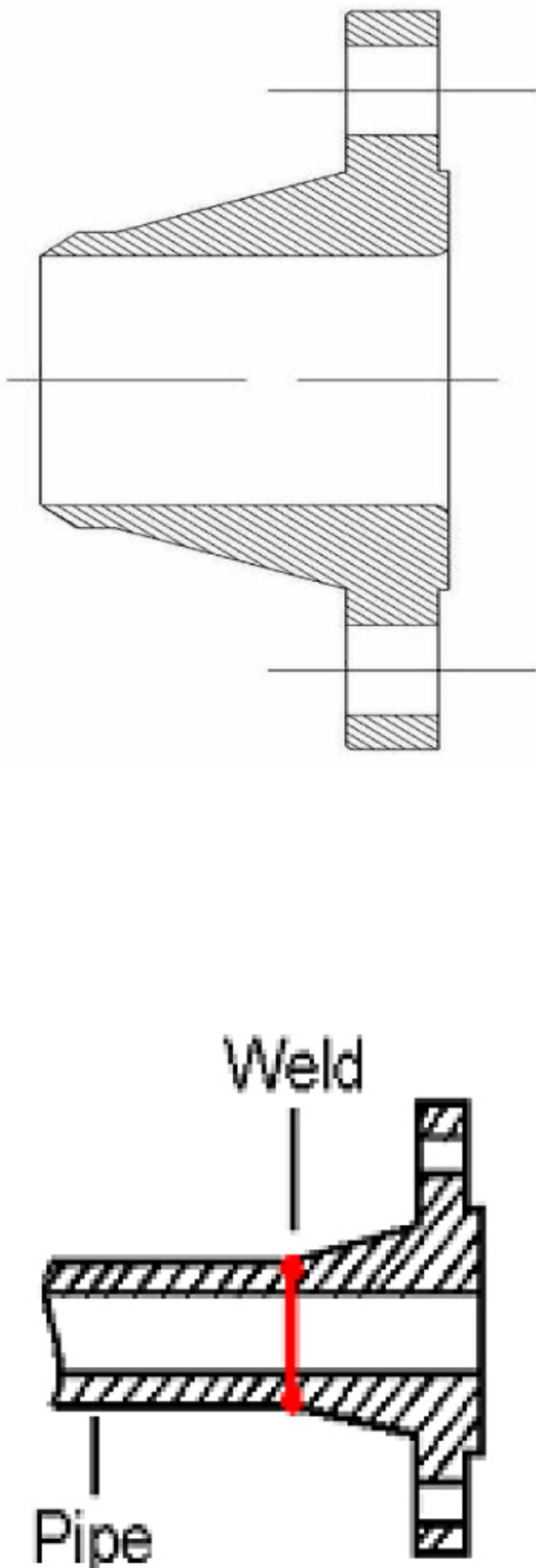


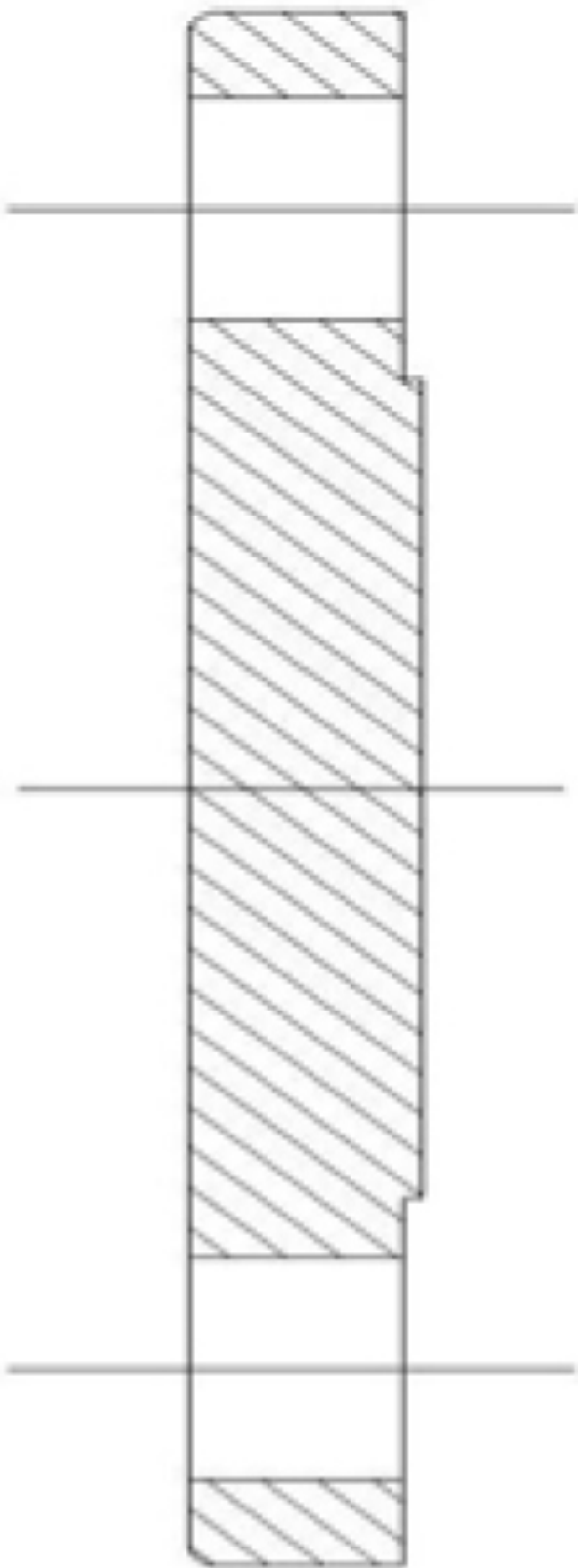
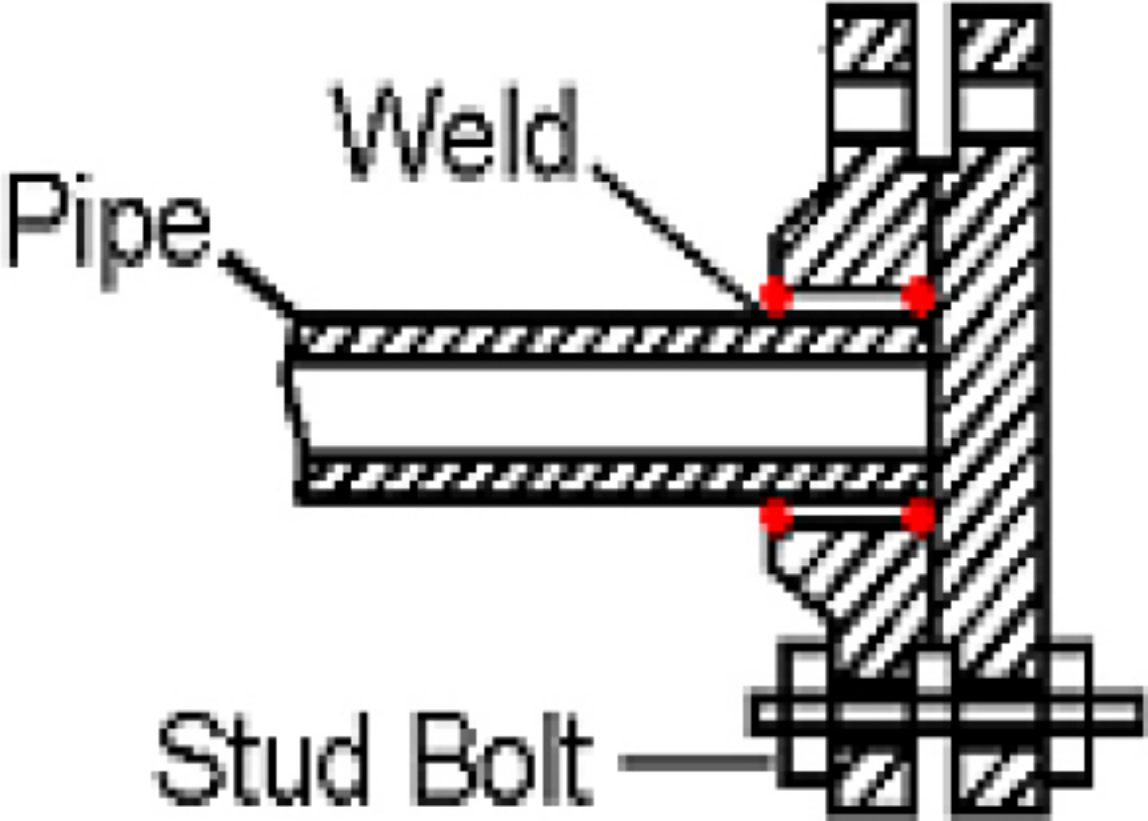
Weld Neck

Type	Pressure	Size	Dimensional Standard
	150#	½" - 24"	ANSI B16.5
	300#	½" - 24"	
	400#	½" - 24"	
	600#	½" - 24"	
	900#	½" - 24"	
	1500#	½" - 24"	
	2500#	½" - 12"	
	150#	22" - 60"	ANSI / ASME B16.47 SERIES A (MSS SP44)
	300#	22" - 60"	
	400#	22" - 60"	
	600#	22" - 60"	
	900#	26" - 48"	
	75#	26" - 60"	ANSI / ASME B16.47 SERIERS B (API 605)
	150#	26" - 60"	
	300#	26" - 60"	
	400#	26" - 36"	
	600#	26" - 36"	
	900#	26" - 36"	
	150#	26" - 48"	BS3293
	300#	26" - 36"	
	400#	26" - 36"	
	600#	26" - 36"	
	PN6	DN 10 - DN 3600	DIN 2631
	PN10	DN 10 - DN 3000	DIN 2632
	PN16	DN 10 - DN 2000	DIN 2633
	PN25	DN 10 - DN 1000	DIN 2634
	PN40	DN 10 - DN 500	DIN 2635
	PN64	DN 10 - DN 400	DIN 2636
	PN100	DN 10 - DN 350	DIN 2637
	PN160	DN 10 - DN 300	DIN 2638
	PN2.5	DN 10 - DN 4000	BS 4504 - CODE 111
	PN6	DN 10 - DN 3600	
	PN10	DN 10 - DN 3000	
	PN16	DN 10 - DN 2000	
	PN25	DN 10 - DN 1000	
	PN40	DN 10 - DN 600	
	30K	10A - 400 A	JIS 2220 WN
	PN6	DN 10 - 2000	UNI 2280
	PN10	DN 10 - 2000	UNI 2281
	PN16	DN 10 - 2000	UNI 2282
	PN25	DN 10 - 1000	UNI 2283
	PN40	DN 10 - 1000	UNI 2284
	PN64	DN 10 - 400	UNI 2285
	PN100	DN 10 - 400	UNI 2286

Available Materials: ASTM A-105, RST37.2, C22.8, ASTM A182 F304 F304L F316 F316L

Finishing Options: Black Paint, Golden Paint, Varnish Paint

BLIND

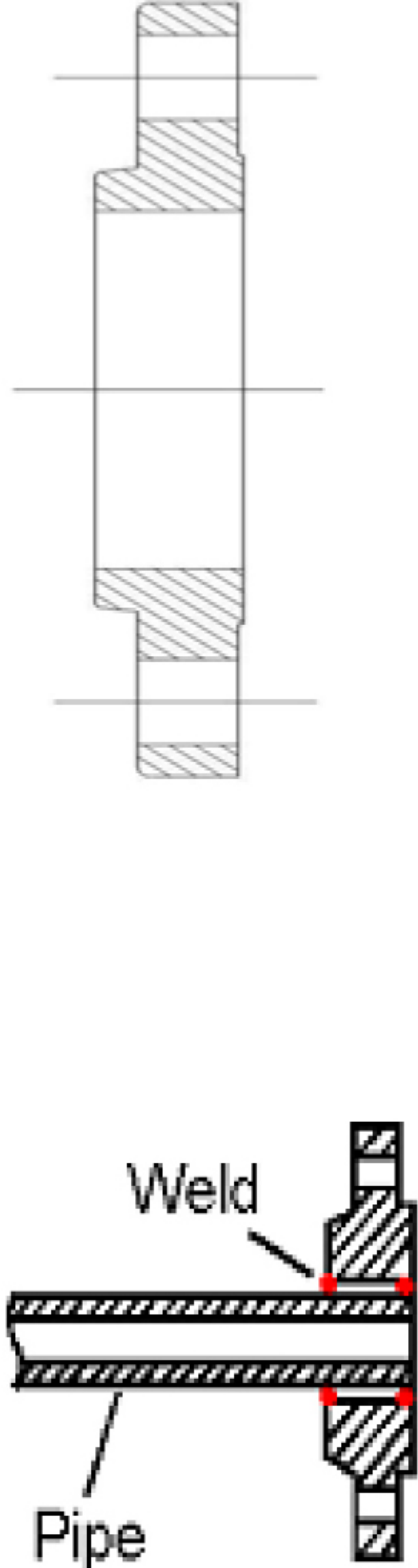
Type	Pressure	Size	Dimensional Standard
 	150#	1/2" - 24"	ANSI B16.5
	300#	1/2" - 24"	
	400#	1/2" - 24"	
	600#	1/2" - 24"	
	900#	1/2" - 24"	
	1500#	1/2" - 24"	
	2500#	1/2" - 12"	
	150#	22" - 60"	ANSI / ASME B16.47 SERIES A (MSS SP44)
	300#	22" - 60"	
	400#	22" - 60"	
	600#	22" - 60"	
	900#	26" - 48"	
	75#	26" - 60"	ANSI / ASME B16.47 SERIERS B (API 605)
	150#	26" - 60"	
	300#	26" - 60"	
	400#	26" - 36"	
	600#	26" - 36"	
	900#	26" - 36"	
	PN6	DN 10 - DN 500	DIN 2527
	PN10	DN 10 - DN 500	
	PN16	DN 10 - DN 500	
	PN25	DN 10 - DN 500	
	PN40	DN 10 - DN 500	
	PN64	DN 10 - DN 400	
	PN100	DN 10 - DN 350	
	PN2.5	DN 10 - DN 2000	BS 4504 - CODE 105 (BLANK)
	PN6	DN 10 - DN 2000	
	PN10	DN 10 - DN 1200	
	PN16	DN 10 - DN 1200	
	PN25	DN 10 - DN 600	
	PN40	DN 10 - DN 600	
	5K	10A - 1500A	JIS 2220 BL
	10K	10A - 1500A	
	16K	10A - 600A	
	20K	10A - 600A	
	30K	10A - 400A	
	PN6	DN 10 - 2000	UNI 6091
	PN10	DN 10 - 2000	UNI 6092
	PN16	DN 10 - 2000	UNI 6093
	PN25	DN 10 - 500	UNI 6094
	PN40	DN 10 - 500	UNI 6095
	PN64	DN 10 - 400	UNI 6096

Available Materials: ASTM A-105, RST37.2, C22 8, ASTM A182 F304 F304L F316 F316L

Fax: 86-10-85892890

Finishing Options: Black Paint, Golden Paint, Varnish Paint


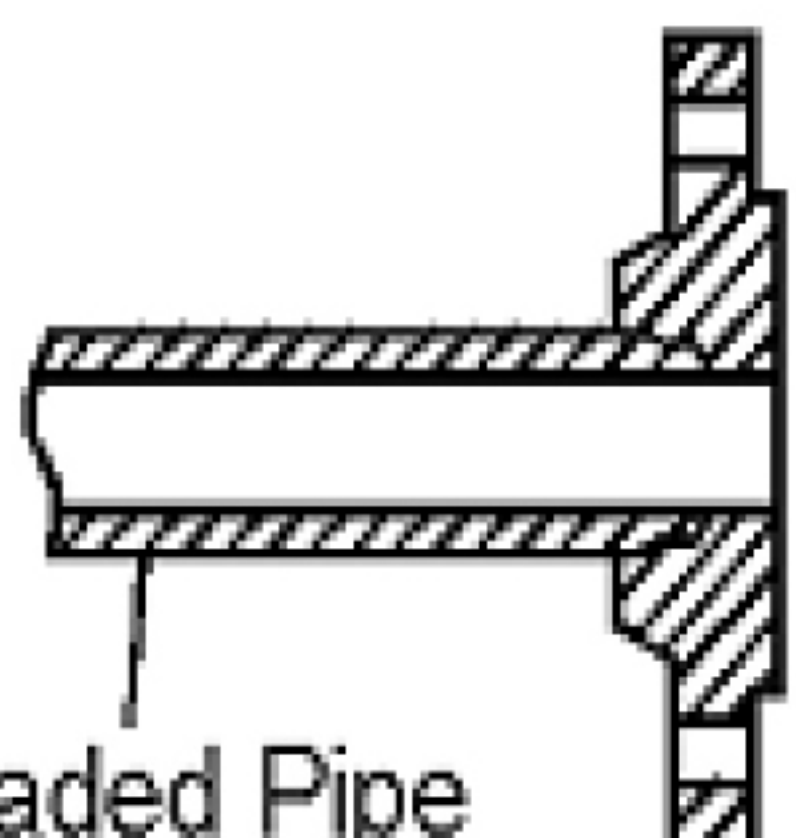
Slip On

Type	Pressure	Size	Dimensional Standard
	150#	1/2" - 24"	ANSI B16.5
	300#	1/2" - 24"	
	400#	1/2" - 24"	
	600#	1/2" - 24"	
	900#	1/2" - 24"	
	1500#	1/2" - 2-1/2"	
	150#	26" - 48"	BS3293
	300#	26" - 36"	
	400#	26" - 36"	
	600#	26" - 36"	
	PN10	DN 10 - DN 1000	DIN 86029
	PN16	DN 10 - DN 1000	DIN 86030
	PN6	DN 10 - DN 300	BS 4504 - CODE 112
	PN10	DN 10 - DN 600	
	PN16	DN 10 - DN 600	
	PN25	DN 10 - DN 600	
	PN40	DN 10 - DN 600	
	5K	450A - 1500A	JIS 2220 SO
	10K	250A - 1500A	
	16K	10A - 600A	
	20K	10A - 600A	
	30K	10A - 400A	

Available Materials: ASTM A-105, RST37.2, C22.8, ASTM A182 F304 F304L F316 F316L

Finishing Options: Black Paint, Golden Paint, Varnish Paint

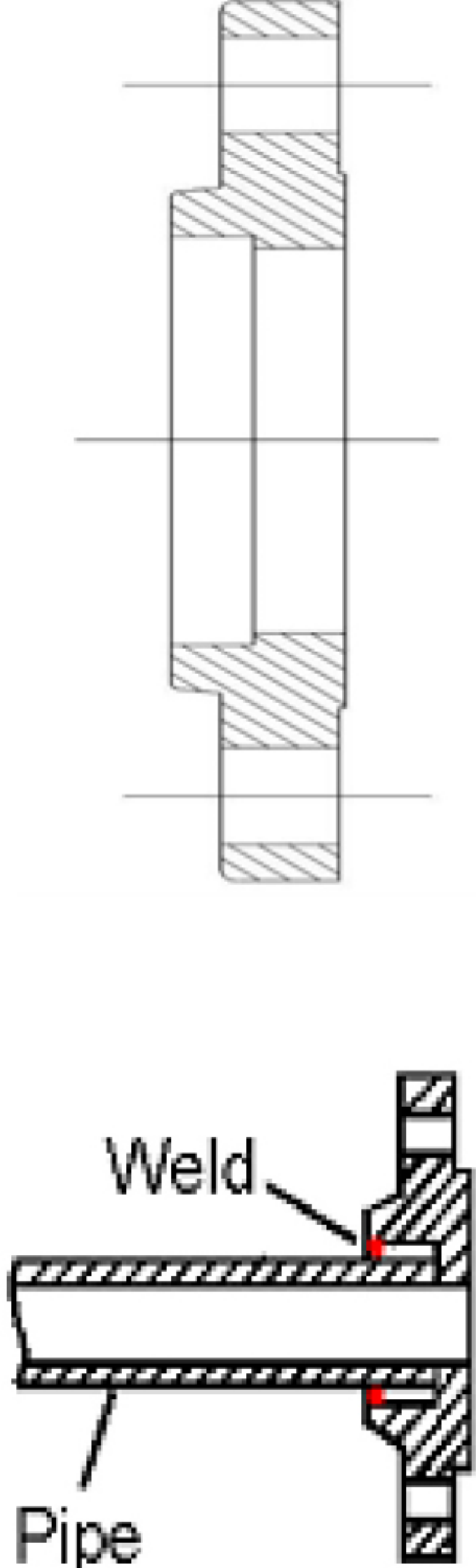
Threaded

Type	Pressure	Size	Dimensional Standard
  Threaded Pipe	150#	1/2" - 24"	ANSI B16.5 (ANSI B1.20.1)
	300#	1/2" - 24"	
	400#	1/2" - 24"	
	600#	1/2" - 24"	
	900#	1/2" - 24"	
	1500#	1/2" - 2-1/2"	
	PN6	DN 15 - DN 150	DIN 2565 (DIN 2999)
	PN10	DN 15 - DN 150	DIN 2566 (DIN 2999)
	PN16	DN 15 - DN 150	DIN 2566 (DIN 2999)
	PN25	DN 15 - DN 150	DIN 2567 (DIN 2999)
	PN40	DN 15 - DN 150	DIN 2567 (DIN 2999)
	PN64	DN 15 - DN 150	DIN 2568 (DIN 2999)
	PN100	DN 15 - DN 150	DIN 2569 (DIN 2999)
	PN6	DN 10 - DN 150	BS 4504 - CODE 113 (BS 21)
	PN10	DN 10 - DN 150	
	PN16	DN 10 - DN 150	
	PN25	DN 10 - DN 150	
	PN40	DN 10 - DN 150	
	PN6	DN 10 - 150	UNI 2553
	PN16	DN 10 - 150	UNI 2554

Available Materials: ASTM A-105, RST37.2, C22.8, ASTM A182 F304 F304L F316 F316L

Finishing Options: Black Paint, Golden Paint, Varnish Paint

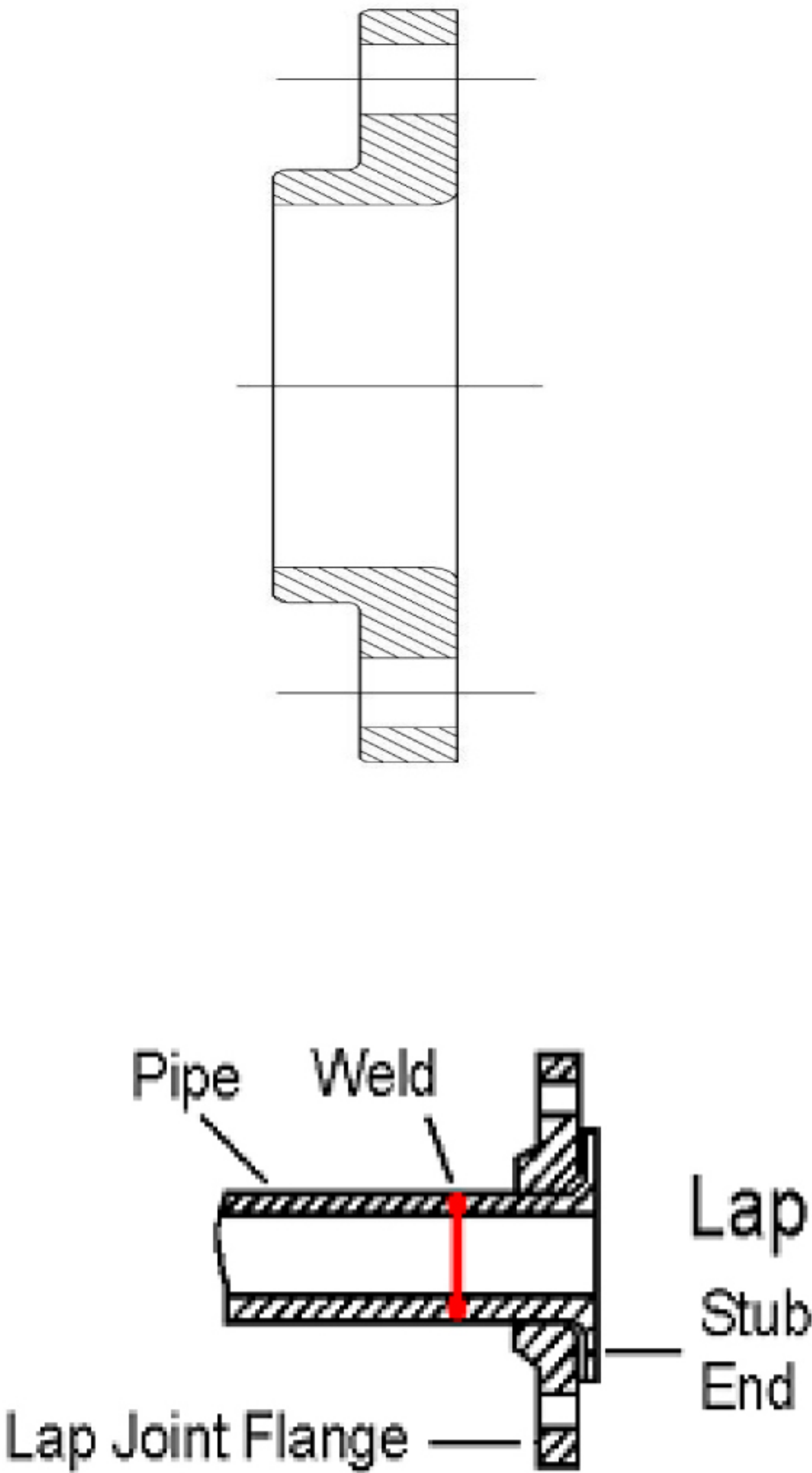
Socket Welding

Type	Pressure	Size	Dimensional Standard
	150#	1/2" - 3"	ANSI B16.5
	300#	1/2" - 3"	
	400#	1/2" - 2-1/2"	
	600#	1/2" - 3"	
	1500#	1/2" - 2-1/2"	

Available Materials: ASTM A-105, RST37.2, C22.8, ASTM A182 F304 F304L F316 F316L

Finishing Options: Black Paint, Golden Paint, Varnish Paint

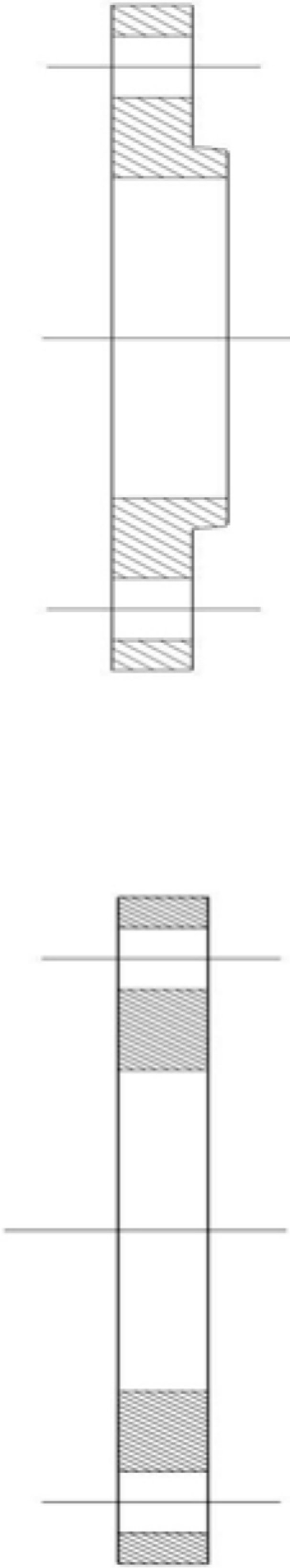
Lap Joint

Type	Pressure	Size	Dimensional Standard
	150#	½" – 24"	ANSI B16.5
	300#	½" – 24"	
	400#	½" – 24"	
	600#	½" – 24"	
	900#	½" – 24"	
	1500#	½" – 24"	
	2500#	½" – 12"	
	PN6	DN10 - DN1200	DIN2641 (Lapped)
	PN10	DN10 - DN800	DIN2642 (Lapped)
	PN6	DN25 - DN1000	UNI 6088
	PN10	DN25 - DN800	UNI 6089
	PN16	DN25 - DN500	UNI 6090

Available Materials: ASTM A-105, RST37.2, C22.8, ASTM A182 F304 F304L F316 F316L

Finishing Options: Black Paint, Golden Paint, Varnish Paint

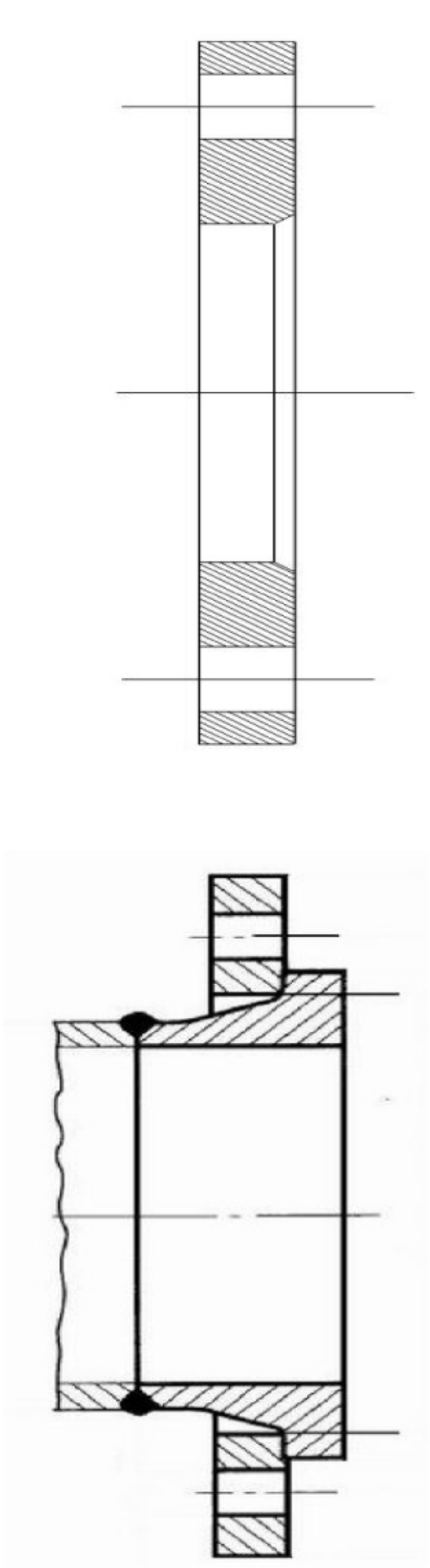
Plate

Type	Pressure	Size	Dimensional Standard
	PN6	DN 10 - DN 500	DIN 2573
	PN10	DN 10 - DN 500	DIN 2576
	PN16	DN 10 - DN 500	DIN 2502
	PN2.5	DN 10 - DN 2000	BS 4504 - CODE 101
	PN6	DN 10 - DN 600	
	PN10	DN 10 - DN 600	
	PN16	DN 10 - DN 600	
	PN25	DN 10 - DN 600	
	PN40	DN 10 - DN 600	
	5K	10A - 400A	JIS 2220 PL
	10K	10A - 225A	
	PN6	DN 10 - 2000	UNI 2276
	PN10	DN 10 - 2000	UNI 2277
	PN16	DN 10 - 2000	UNI 2278
	PN25	DN 10 - 400	UNI 6083
	PN40	DN 10 - 400	UNI 6084

Available Materials: ASTM A-105, RST37.2, C22.8, ASTM A182 F304 F304L F316 F316L

Finishing Options: Black Paint, Golden Paint, Varnish Paint

Loose

Type	Pressure	Size	Dimensional Standard
	PN6	DN 10 - DN 500	DIN 2652
	PN10	DN 10 - DN 500	DIN 2653
	PN25	DN 10 - DN 500	DIN 2655
	PN40	DN 10 - DN 400	DIN 2656
	PN10	DN 10 - DN 300	DIN 2673
	PN16	DN 10 - DN 250	DIN 2674
	PN25	DN 10 - DN 250	DIN 2675
	PN40	DN 10 - DN 150	DIN 2676

Available Materials: ASTM A-105, RST37.2, C22.8, ASTM A182 F304 F304L F316 F316L

Finishing Options: Black Paint, Golden Paint, Varnish Paint